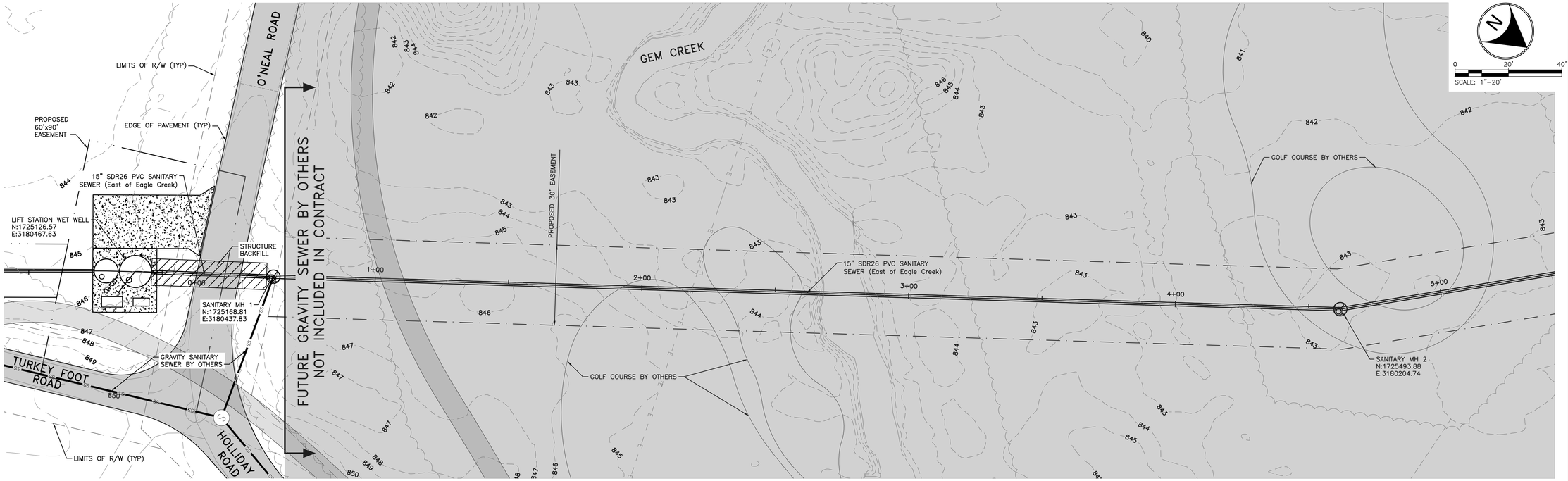

UTILITY NOTES:

1. ALL EXISTING UTILITY SIZES, LOCATIONS, AND DEPTHS SHALL BE FIELD VERIFIED BY CONTRACTOR PRIOR TO CONSTRUCTION. UTILITY SIZES AND LOCATIONS SHOWN ARE BASED ON BEST AVAILABLE INFORMATION.
2. ALL GRAVITY SEWER PIPING SHALL BE SDR 26 PVC INSTALLED IN OPEN TRENCHES UNLESS NOTED OTHERWISE.
3. GRADE SHALL BE RETURNED TO THE EXISTING GRADE SHOWN UNLESS NOTED OTHERWISE.

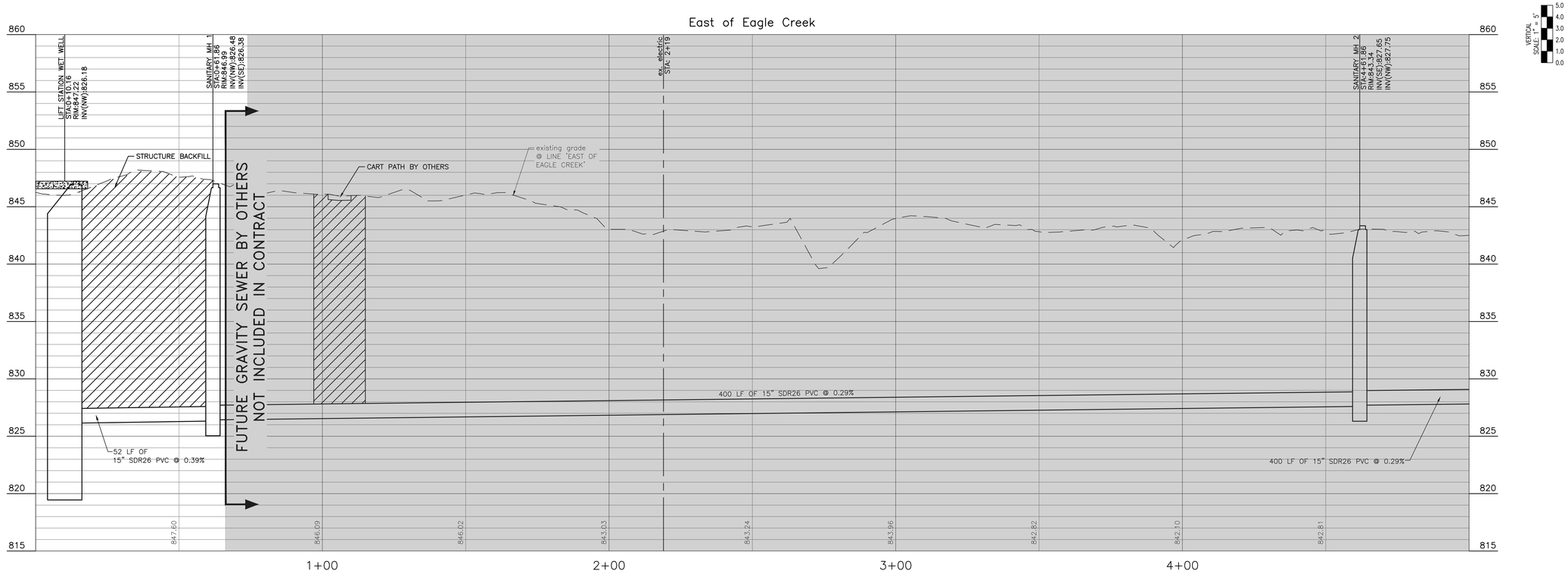

BLN BEAM·LONGEST·NEFF

REVISIONS AND ISSUES	DATE	BY

CONSTRUCTION PLANS FOR:
NORTHSIDE SANITARY SEWER PROJECT
HOLLIDAY ROAD, ZIONSVILLE, BOONE CO., IN 46077 S23 S26, T18N, R2E
TOWN OF ZIONSVILLE
1100 W OAK STREET

GRAVITY SANITARY SEWER PLAN & PROFILE

PLAN DATE: **2/7/2020**

DESIGN:	CHECK:	DRAWN:
DCW	JCK	DCW

PROJECT NO. **101041**

SHEET NO. **C1**

P:\101037 - Zionsville General Consulting\Northside Sewer Service Study\Standard WRD Project Folder\5 - Drawings\101041-Holliday\Gravity\East.PP.dwg Wednesday, February 26, 2020 11:14:07 AM

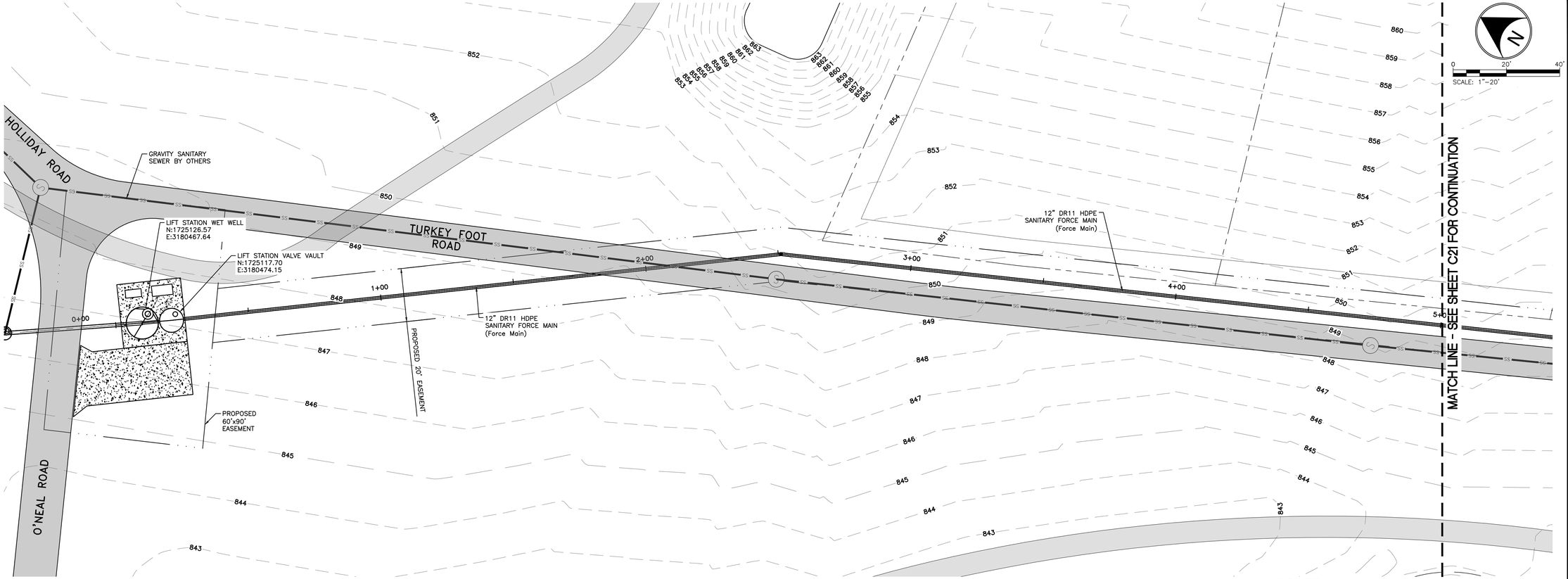

UTILITY NOTES:

1. ALL EXISTING UTILITY SIZES, LOCATIONS, AND DEPTHS SHALL BE FIELD VERIFIED BY CONTRACTOR PRIOR TO CONSTRUCTION. UTILITY SIZES AND LOCATIONS SHOWN ARE BASED ON BEST AVAILABLE INFORMATION.
2. ALL FORCE MAIN PIPING SHALL BE SDR 11 HDPE INSTALLED BY HORIZONTAL DIRECTIONAL DRILLING UNLESS NOTED OTHERWISE.
3. GRADE SHALL BE RETURNED TO THE EXISTING GRADE SHOWN UNLESS NOTED OTHERWISE.

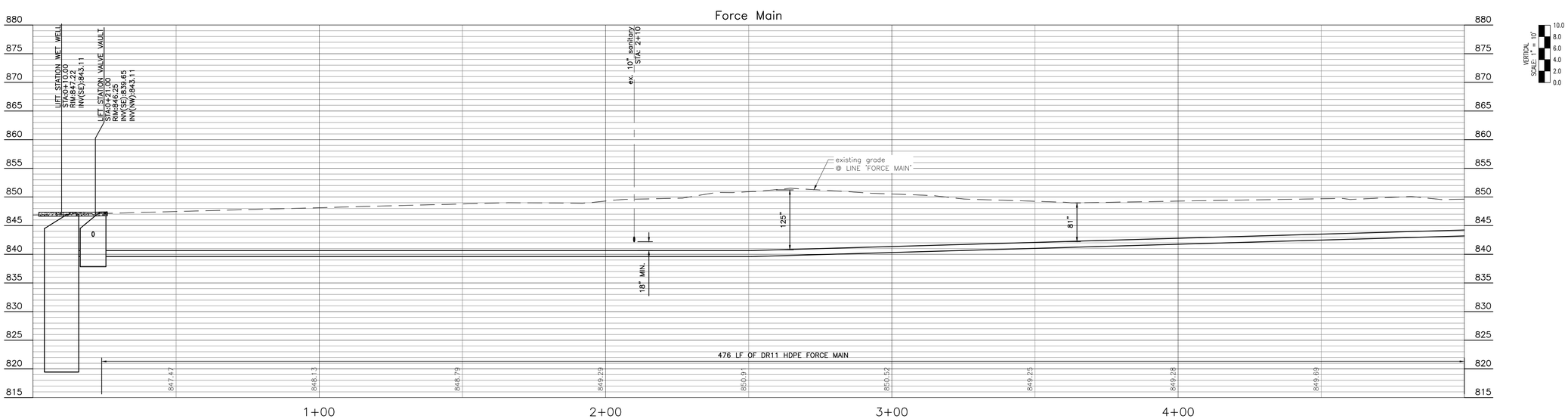

BLN BEAM·LONGEST·NEFF

REVISIONS AND ISSUES	DATE	BY

CONSTRUCTION PLANS FOR:
NORTHSIDE SANITARY SEWER PROJECT
HOLLIDAY ROAD, ZIONSVILLE, BOONE CO., IN 46077 S23 S26, T18N, R2E
TOWN OF ZIONSVILLE
1100 W OAK STREET

SANITARY FORCE MAIN PLAN & PROFILE

PLAN DATE: **2/7/2020**

DESIGN:	CHECK:	DRAWN:
DCW	JCK	DCW

PROJECT NO. **101041**

SHEET NO. **C20**

P:\101037 - Zionsville General Consulting\Northside Sewer Service Study\Standard WRD Project Folder\5 - Drawings\101041.Holliday.ForceMain.PP.dwg Wednesday, February 26, 2020 11:13:43 AM

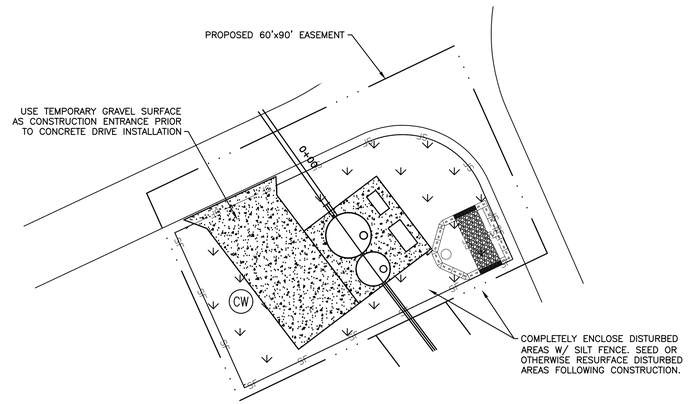

TEMPORARY AND PERMANENT EROSION CONTROL
ENLARGED VIEW OF LIFT STATION SITE

N

0 20' 40'
SCALE: 1"=20'

LEGEND

- (SB) – SILT FENCE BOX
- (GB) – INLET PROTECTION
- – PERMANENT SEEDING
- – TEMPORARY SEEDING
- (EB) – EROSION CONTROL BLANKET WITH PERMANENT SEEDING
- (CE) – CONSTRUCTION ENTRANCE
- (CW) – CONCRETE WASHOUT AREA
- — SF — – SILT FENCE

NOTES:

DISTURBED AREA FOR LIFT STATION AND HDD–INSTALLED FORCE MAIN = 0.22 ACRES

1. ADDITIONAL EROSION CONTROL MEASURES MAY BE REQUIRED BY THE FIELD INSPECTOR.
2. THERE SHALL BE NO DIRT, DEBRIS, OR STORAGE OF MATERIALS IN STREETS.
3. GRAVEL BAGS, SILT SOCKS, OR DANDY BAGS SHALL BE USED AT ALL STORM INLETS DURING CONSTRUCTION FOR STORM INLET PROTECTION (SEE DETAILS).

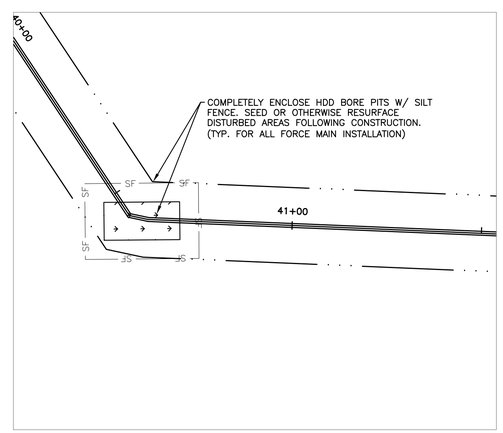

TEMPORARY AND PERMANENT EROSION CONTROL
TYPICAL PLAN VIEW FOR FORCE MAIN

BLN BEAM·LONGEST·NEFF

REVISIONS AND ISSUES	DATE	BY

CONSTRUCTION PLANS FOR:
NORTHSIDE SANITARY SEWER PROJECT
HOLLIDAY ROAD, ZIONSVILLE, BOONE CO., IN 46077 S23 S26, T18N, R2E

TOWN OF ZIONSVILLE
1100 W OAK STREET

EROSION CONTROL PLAN

PLAN DATE: 2/7/2020

DESIGN:	CHECK:	DRAWN:
DCW	JCK	DCW

PROJECT NO. 101041

SHEET NO. C35

P:\101037 - Zionsville General Consulting\Northside Sewer Service Study\Standard WRD Project Folder\5 - Drawings\101041-Holliday-ErosionControl.dwg Wednesday, February 26, 2020 11:14:23 AM

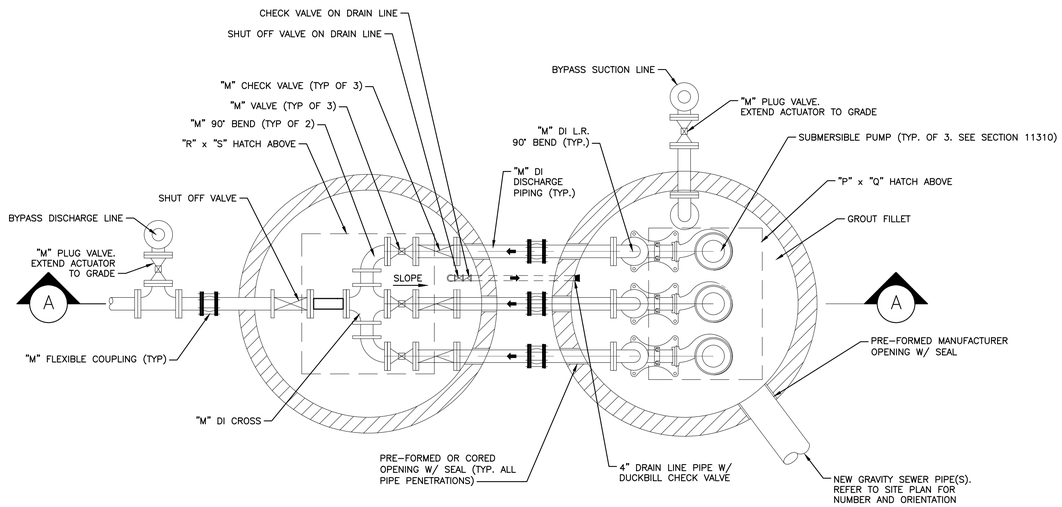

WET WELL AND VALVE VAULT PLAN – BELOW COVER

NOT TO SCALE

ALLOWABLE PUMPS

ALLOWABLE PUMP MANUFACTURERS:
- KSB FOR PUMPS 10 HP AND LARGER
- MYERS FOR PUMPS LESS THAN 10 HP

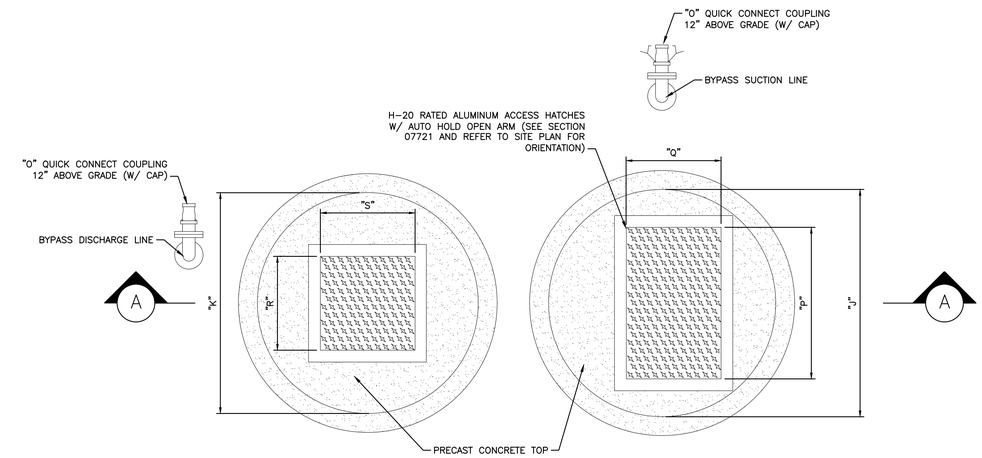

WET WELL AND VALVE VAULT PLAN – AT GRADE

NOT TO SCALE

ELEVATION AND DIMENSION TABLE		
TAG	ELEVATION	DIMENSION
"A"	847.22	
"B"	847.35	
"C"	838.50	
"D"	826.18	
"E"	819.35	
"F"	825.68	
"G"	825.18	
"H"	824.68	
"I"	820.85	
"J"		10 FT
"K"		8 FT
"L"		4 IN
"M"		6 IN
"N"		12 IN
"O"		4 IN
"P"		90 IN
"Q"		42 IN
"R"		30 IN
"S"		30 IN

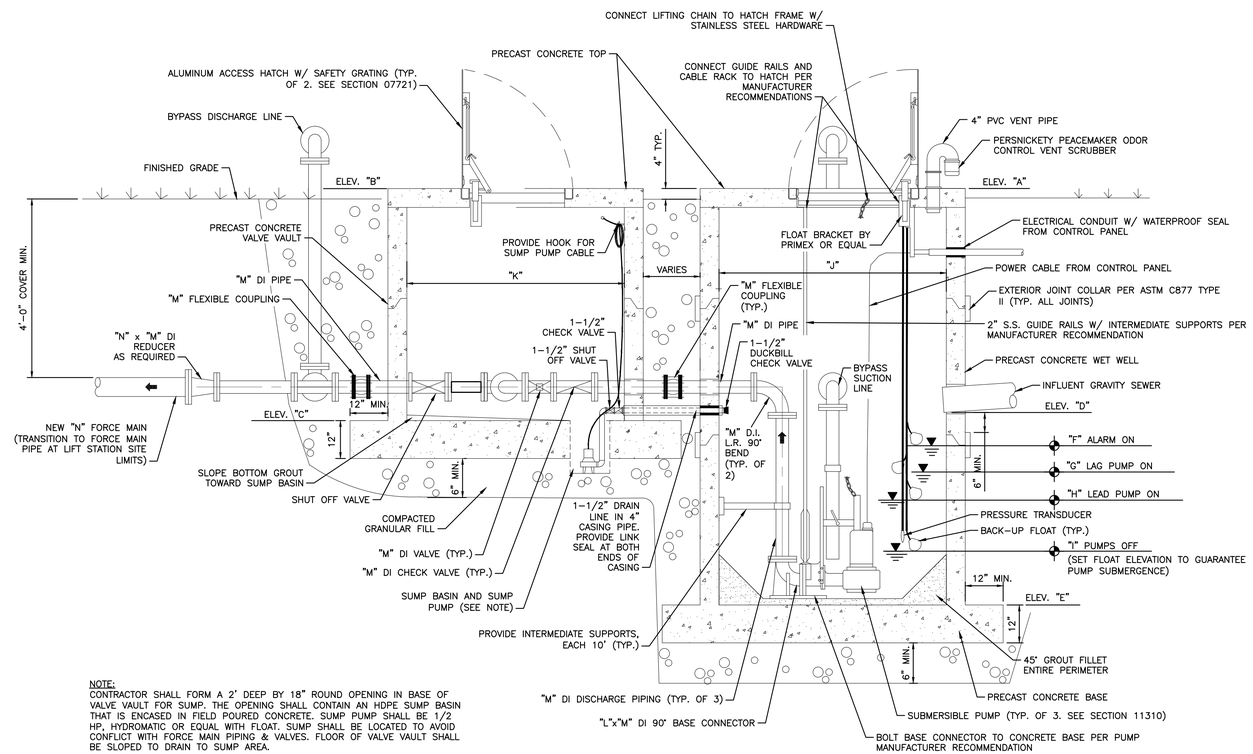

NOTE:
CONTRACTOR SHALL FORM A 2' DEEP BY 18" ROUND OPENING IN BASE OF VALVE VAULT FOR SUMP. THE OPENING SHALL CONTAIN AN HDPE SUMP BASIN THAT IS ENCASED IN FIELD POURED CONCRETE. SUMP PUMP SHALL BE 1/2 HP, HYDROMATIC OR EQUAL WITH FLOAT. SUMP SHALL BE LOCATED TO AVOID CONFLICT WITH FORCE MAIN PIPING & VALVES. FLOOR OF VALVE VAULT SHALL BE SLOPED TO DRAIN TO SUMP AREA.

SECTION A

NOT TO SCALE

BLN BEAM·LONGEST·NEFF

REVISIONS AND ISSUES	DATE	BY

CONSTRUCTION PLANS FOR:
NORTHSIDE SANITARY SEWER PROJECT
HOLLIDAY ROAD, ZIONSVILLE, BOONE CO., IN 46077 S23 S26, T18N, R2E
TOWN OF ZIONSVILLE
1100 W OAK STREET
LIFT STATION DETAILS

PLAN DATE: 2/7/2020

DESIGN:	CHECK:	DRAWN:
DCW	JCK	DCW

PROJECT NO. 101041

SHEET NO. C40

P:\101037 - Zionsville General Consulting\Northside Sewer Service Study\Standard WRD Project Folder\5 - Drawings\101041 Holliday LSDetails.dwg Wednesday, February 26, 2020 11:13:04 AM

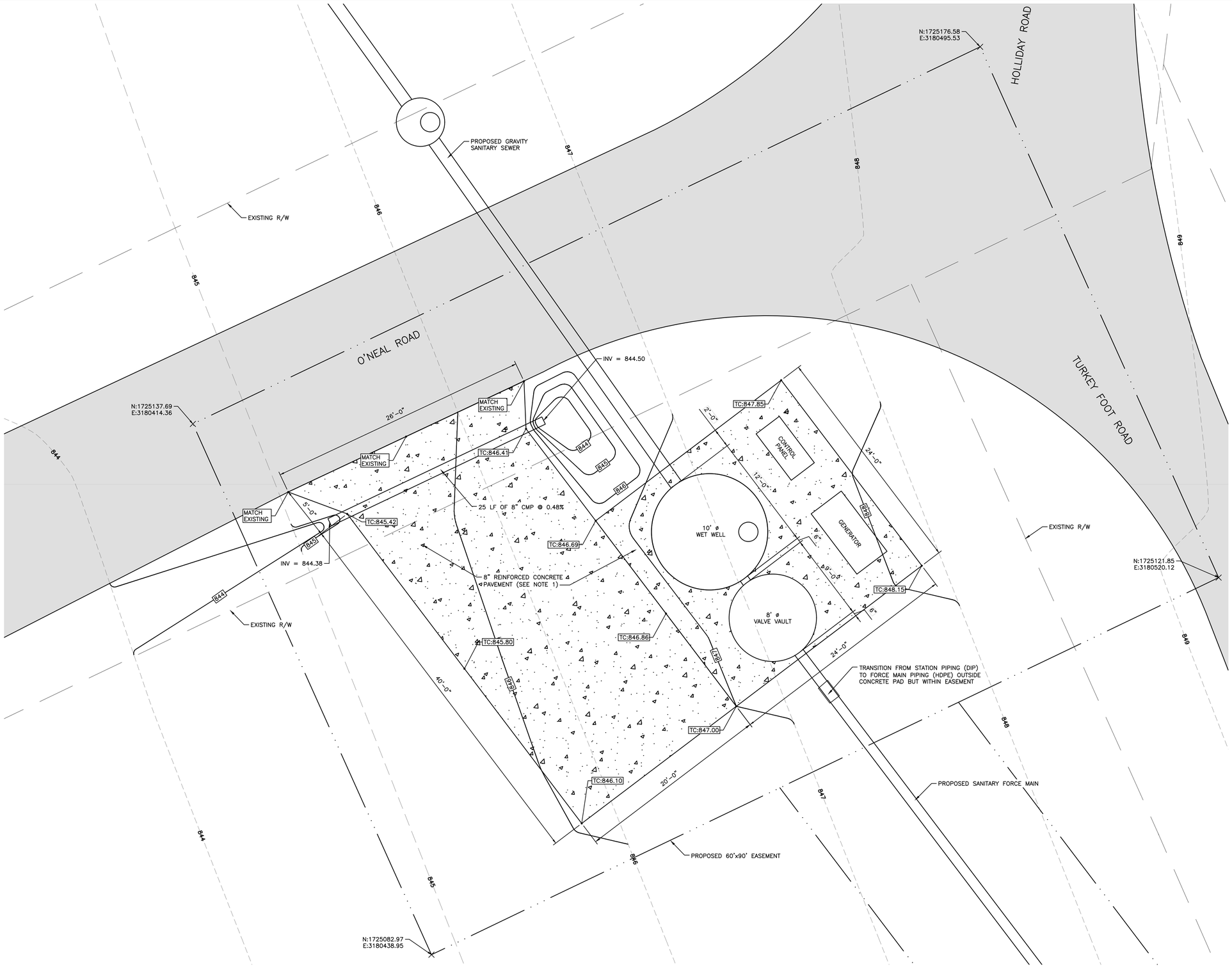

NOTE:

1. REINFORCE 8" CONCRETE PAD WITH #4s @ 12" O.C. BOTH WAYS. INSTALL 12" CRUSHED STONE BASE UNDER CONCRETE PAD.

BLN BEAM·LONGEST·NEFF

REVISIONS AND ISSUES	DATE	BY

JOHN CHRIS KAUFMAN REGISTERED No. 10404516 STATE OF INDIANA PROFESSIONAL ENGINEER

CONSTRUCTION PLANS FOR:
NORTHSIDE SANITARY SEWER PROJECT
HOLLIDAY ROAD, ZIONSVILLE, BOONE CO., IN 46077 S23 S26, T18N, R2E
TOWN OF ZIONSVILLE
1100 W OAK STREET
LIFT STATION PLAN

PLAN DATE: **2/7/2020**

DESIGN:	CHECK:	DRAWN:
DCW	JCK	DCW

PROJECT NO. **101041**

SHEET NO. **C42**

P:\101037 - Zionsville General Consulting\Northside Sewer Service Study\Standard WRD Project Folder\5 - Drawings\101041 Holliday LSDetails.dwg Wednesday, February 26, 2020 11:13:19 AM